



Technische Daten

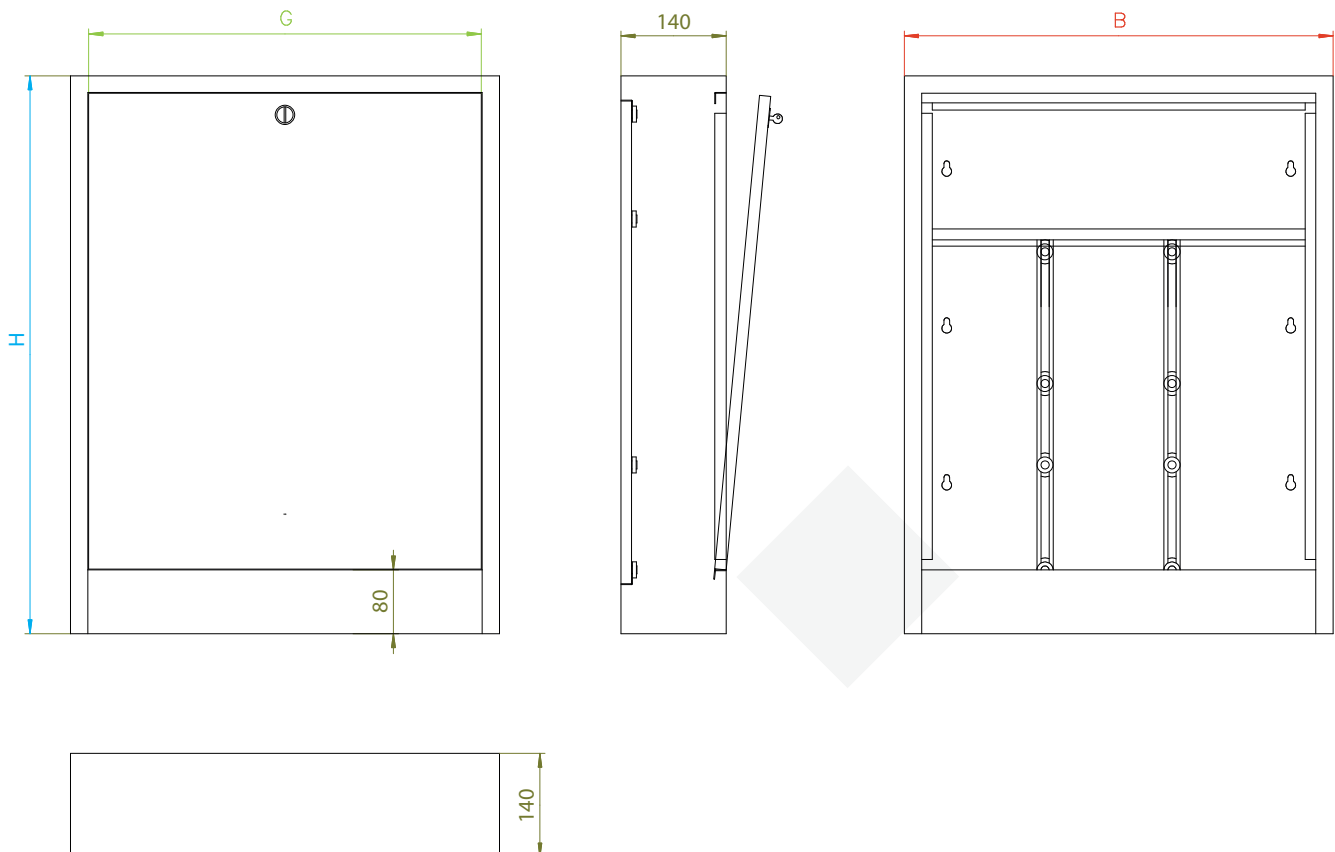
| | |
|----------------------|------------------------------------------------------------------------------------------------------------------------------------------------------------------|
| Rückwand: | Stahlblech, feuerverzinkt |
| Gehäuse: | 3-teilig <ul style="list-style-type: none"> • von der Rückwand abnehmbar • weiß kunststoffbeschichtet RAL 9016 • mit Drehriegel |
| Bautiefe: | 140 mm, glatt - ohne Ausstanzungen |
| Estrichblech: | abnehmbar, weiß kunststoffbeschichtet |



Aufputz-Verteilerschränke TT-VS-A sind mehrteilig konstruiert. Das Gehäuse kann für eine einfachere Montage von der Rückwand getrennt werden. Inklusive 2 Verteilerhalteschienen.

| | | extra hoch | | | | | | | | |
|----------|----------|-------------|-------------|-------------|-------------|-------------|--------------|--------------|---------------|---------|
| | Typ | TT-VS-A 400 | TT-VS-A 500 | TT-VS-A 600 | TT-VS-A 750 | TT-VS-A 900 | TT-VS-A 1050 | TT-VS-A 1200 | TT-VS-A 750 H | |
| B | Breite | 400 mm | 450 mm | 580 mm | 730 mm | 830 mm | 1030 mm | 1130 mm | 730 mm | |
| H | Höhe | 900 mm | | | | | | | | 1400 mm |
| | Tiefe | 140 mm | | | | | | | | 140 mm |
| G | Tür | 350 mm | 400 mm | 530 mm | 680 mm | 780 mm | 980 mm | 1080 mm | 680 mm | |
| | Best-Nr. | 4704 | 4705 | 4707 | 4709 | 4712 | 4714 | 4717 | 4709H | |

B = Breite G = Tür



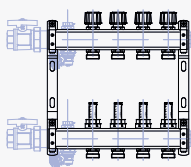
Schrankauslegung TT-VS / H-VS / D-VS

| TYP | | 300 | 400 | 500 | 600 | 750 | 900 | 1050 | 1200 | 1500 |
|-----------|-----------|-------|-------|-------|-------|-------|--------|---------|---------|---------|
| UNTERPUTZ | TT/H/D-VS | 3/300 | 4/400 | 5/500 | 7/600 | 9/750 | 12/900 | 14/1050 | 17/1200 | 20/1500 |
| AUFPUTZ | TT-VS-A | X | 400 | 500 | 600 | 750 | 900 | 1050 | 1200 | X |

| ANSCHLUSS GARNITUR | SCHRANK TYP | MONTIERT | KREISE | | | | | | | | | |
|---------------------------------|-------------|----------|--------|---|-----|-----|------|-------|-------|-------|--|--|
| | | | | | | | | | | | | |
| TT-AGEw 1" Best-Nr. 5002 | 110T | xxxx104 | 2 | 3 | 4-5 | 6 | 7-9 | 10-12 | 13-15 | | | |
| | 80T | xxxx108 | | | | | | | | | | |
| | A | xxxx112 | | | | | | | | | | |
| TT-AGEw 3/4" Best-Nr. 5022 | 110T | xxxx103 | 2 | 3 | 4-5 | 6 | 7-9 | 10-12 | 13-15 | | | |
| | 80T | xxxx107 | | | | | | | | | | |
| | A | xxxx111 | | | | | | | | | | |
| TT-AGEs 1" Best-Nr. 5102 | 110T | xxxx102 | 2 | 3 | 4 | 5 | 6-8 | 9-11 | 12-14 | | | |
| | 80T | xxxx106 | | | | | | | | | | |
| | A | xxxx110 | | | | | | | | | | |
| TT-AGEs 3/4" Best-Nr. 5122 | 110T | xxxx101 | 2 | 3 | 4 | 5 | 6-8 | 9-11 | 12-14 | | | |
| | 80T | xxxx105 | | | | | | | | | | |
| | A | xxxx109 | | | | | | | | | | |
| TT-WMzw 3/4" Best-Nr. 5013 | 110T | xxxx203 | | | | 2 | 3-4 | 5-7 | 8-10 | 11-13 | | |
| | 80T | xxxx207 | | | | | | | | | | |
| | A | xxxx211 | | | | | | | | | | |
| TT-WMzc 3/4" Best-Nr. 5012 | 110T | | | | | 2 | 3-5 | 6-8 | 9-11 | 12-14 | | |
| | 80T | | | | | | | | | | | |
| | A | | | | | | | | | | | |
| TT-WMzw 1"-110 Best-Nr. 5014 | 110T | xxxx204 | | | | 2-3 | 4-6 | 7-9 | 10-12 | 13-15 | | |
| | 80T | xxxx208 | | | | | | | | | | |
| | A | xxxx212 | | | | | | | | | | |
| TT-WMZs 3/4" Best-Nr. 5033 | 110T | xxxx201 | 2 | 3 | 4-5 | 6-8 | 9-11 | 12-14 | | | | |
| | 80T | xxxx205 | | | | | | | | | | |
| | A | xxxx209 | | | | | | | | | | |
| TT-WMzr 3/4" Best-Nr. 5035 | 110T | | 2 | 3 | 4-5 | 6-8 | 9-11 | 12-14 | | | | |
| | 80T | | | | | | | | | | | |
| | A | | | | | | | | | | | |
| TT-WMZs 1"-110 Best-Nr. 5034 | 110T | xxxx202 | 2 | 3 | 4-5 | 6-8 | 9-11 | 12-14 | | | | |
| | 80T | xxxx206 | | | | | | | | | | |
| | A | xxxx210 | | | | | | | | | | |

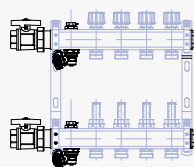
110T = Unterputz, Bautiefe 110-150 mm
 80T = Unterputz, Bautiefe 80-120 mm
 A = Aufputz, Bautiefe 140 mm

Vormontierte Verteilerstationen




Verteiler
3704

+



Anschlussgarnitur
5002

+

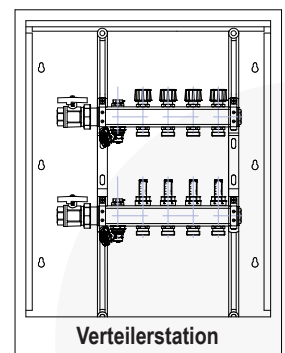


Verteilerschrank
4705

+



=



Verteilerstation
3704112

Montage
xxxx104 - xxxx210